

Precision Fixed Attenuator

BW-N40W5+

50Ω 5W 40dB DC to 18000 MHz



CASE STYLE: DC736

Connectors	Model	Price	Qty.
N-Female N-Male	BW-N40W5+	\$54.95 ea.	(1-49)

Maximum Ratings

Operating Temperature	-55°C to 100°C
Storage Temperature	-55°C to 100°C**
**With mated connectors. Unmated, 85°C max.	
Permanent damage may occur if any of these limits are exceeded.	

Features

- DC to 18000 MHz
- precise attenuation
- excellent VSWR, 1.20 typ
- stainless steel N male and female connectors

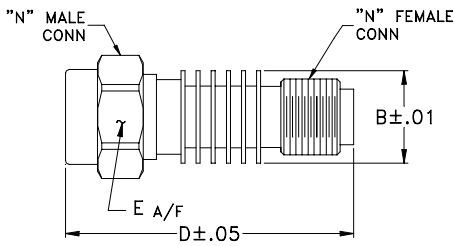
Applications

- matching
- instrumentation
- test set-ups

+ RoHS compliant in accordance with EU Directive (2002/95/EC)

The +Suffix has been added in order to identify RoHS Compliance. See our web site for RoHS Compliance methodologies and qualifications.

Outline Drawing



Electrical Specifications

FREQ. RANGE (MHz)	ATTENUATION ¹ (dB)		VSWR ² (:1)			MAX. INPUT POWER ³ (W)
	Nom.	ACCURACY	DC-4 GHz Max.	4-8 GHz Max.	8-12.4 GHz Max.	
$f_L - f_U$ DC-18000	40	-1.0, +1.5	1.20	1.25	1.30	5

1. At 25°C, accuracy includes frequency and power variations. Temperature coefficient for attenuation: .0004dB/dB/°C typ.
2. VSWR from 12.4 to 18 GHz, 1.6:1 typ.
3. Average power at 25°C ambient, derate linearly to 2W at 100°C. Peak Power 125W max. 5µsec. pulse width, 100 Hz PRF.

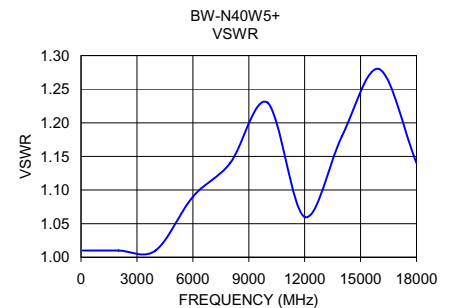
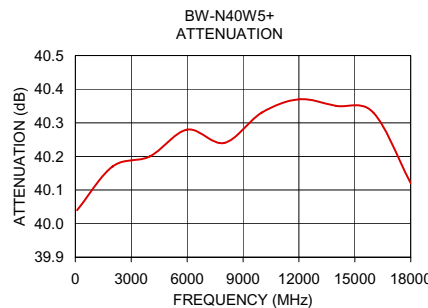
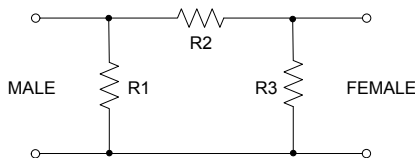
Outline Dimensions (inch/mm)

B	D	E	wt
.61	1.90	.812	grams
15.49	48.26	20.62	49.7

Typical Performance Data

Frequency (MHz)	Attenuation (dB)	VSWR (:1)
100	40.04	1.01
2000	40.17	1.01
4000	40.20	1.01
6000	40.28	1.09
8000	40.24	1.14
10000	40.33	1.23
12000	40.37	1.06
14000	40.35	1.18
16000	40.33	1.28
18000	40.12	1.14

Electrical Schematic



P.O. Box 350166, Brooklyn, New York 11235-0003 (718) 934-4500 Fax (718) 332-4661 *The Design Engineers Search Engine* Provides ACTUAL Data Instantly at minicircuits.com

Notes: 1. Performance and quality attributes and conditions not expressly stated in this specification sheet are intended to be excluded and do not form a part of this specification sheet. 2. Electrical specifications and performance data contained herein are based on Mini-Circuit's applicable established test performance criteria and measurement instructions. 3. The parts covered by this specification sheet are subject to Mini-Circuits standard limited warranty and terms and conditions (collectively, "Standard Terms"); Purchasers of this part are entitled to the rights and benefits contained therein. For a full statement of the Standard Terms and the exclusive rights and remedies thereunder, please visit Mini-Circuits' website at www.minicircuits.com/MCLStore/terms.jsp.

For detailed performance specs & shopping online see web site